




TIMING BELTS –
DIMENSIONS + MATERIAL

Meets all requirements: type overview

	Technical data						Toothed washers		
	Type	Pitch [mm]	Standard width [mm]	Standard incision marks	Max. permissible tractive power [N] with a width of 50 and/or 50.8 and/or 55 mm	Max. permissible tractive power [N] with a width of 50 and/or 50.8 and/or 55 mm (welded)	Minimum number of teeth (with/ without counter bending)*	Toothed washer Ø [mm] (with/ without counter bending)*	Tensioning pulley Ø [mm] (with/ without counter bending)*
	T5	5	150	6 x 25 9 x 16 4 x 32 3 x 50	1962	981	10/15	15/23	30/30
	T10	10	150	6 x 25 9 x 16 4 x 32 3 x 50	4115	2058	12/20	36/62	60/60
	T20	20	150	6 x 25 9 x 16 4 x 32 3 x 50	6410	3205	15/25	93/156	120/120
	XL	5.08	101.6	5 x 19,1 4 x 25,4	1603	801	10/15	15/23	30/30
	L	9.525	101,6	5 x 19,1 4 x 25,4	3833	1917	15/20	45/60	60/60
	H	12.7	152.6	6 x 25,4	3828	1914	14/20	55/80	60/80
	XH	22.225	150	6 x 25 9 x 16 4 x 32 3 x 50	6333	3167	18/20	125/139	120/150
	AT5	5	150	6 x 25 9 x 16 4 x 32 3 x 50	3077	1538	15/25	22/38	30/60
	AT10	10	150	6 x 25 9 x 16 4 x 32 3 x 50	7692	3846	15/25	46/78	50/120
	AT20	20	150	6 x 25 9 x 16 4 x 32 3 x 50	8205	4103	18/25	112/156	120/180
	ATL5	5	150	6 x 25 9 x 16 4 x 32 3 x 50	4692	2346	25/25	38/38	40/60
	ATL10	10	150	6 x 25 9 x 16 4 x 32 3 x 50	12769	6385	25/25	78/78	80/150
	HTD 5 M	5	150	6 x 25 9 x 16 4 x 32 3 x 50	7821	3910	16/20	24/30	50/50
	HTD 8 M	8	150	6 x 25 9 x 16 4 x 32 3 x 50	7170	3585	18/18	44/44	50/120
	HTD 14 M	14	150	4 x 25 3 x 32 2 x 55 1 x 85	11533	5767	28/28	122/122	120/180